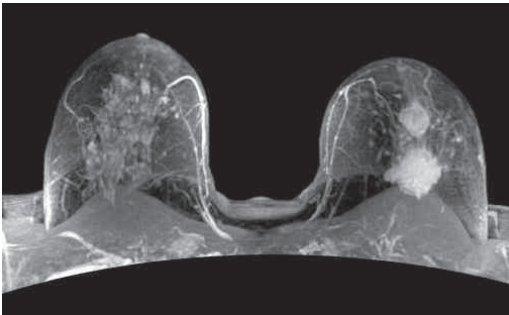




**Northwest
Imaging Forums, Inc.**

P.O. Box 25909
Eugene, OR 97402

ISMRRM Attendees! You Are Invited

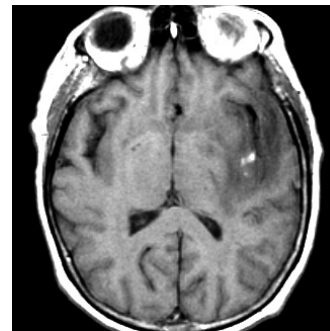


To Attend a Special Evening Symposium

**Please Note: Limited Seating
Appetizers Served During Symposium**

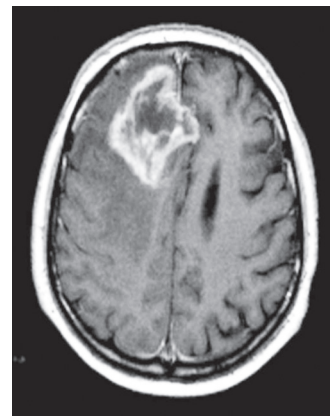
Tuesday, June 2, 2015 / 6:30 pm - 8:30 pm
Meeting Room #701 A
Metro Toronto Convention Centre, South Building
Toronto, Ontario, Canada

Optimization of Contrast Use: How to Make the Most of What You Have



June 2, 2015

Tuesday • 6:30 pm - 8:30 pm
Meeting Room #701 A
Metro Toronto Convention Centre, South Building
Toronto, Ontario, Canada



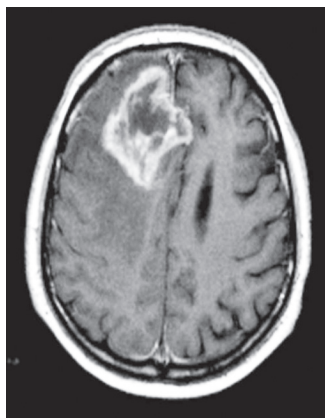
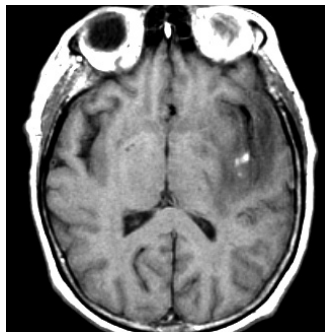
Presented by:  **Northwest Imaging Forums, Inc.**

Supported by an unrestricted educational grant from **Bracco Diagnostics**



LIFE FROM INSIDE

Optimization of Contrast Use: How to Make the Most of What You Have



Symposium Faculty:

Howard A. Rowley, MD

*Joseph Sackett Professor of Radiology
Professor of Radiology, Neurology, and
Neurosurgery*

University of Wisconsin Madison, Wisconsin

Haydee Ojeda-Fournier, MD

Assistant Professor

Radiology - Breast Imaging

UC San Diego Medical Center

Aytekin Oto, MD

Radiologist, Professor of Radiology

University of Chicago Medical Center

Chicago, Illinois

**Please Note: Limited Seating
Appetizers Served During Symposium**

Symposium Agenda

- 6:30 pm** Meeting Room #701A
- 6:35** MRI of the CNS: Practical Recommendations to Improve Your Performance - *Howard Rowley, MD*
- 7:10** Best Practices for Contrast Agent Use in Breast Imaging: A Patient-Targeted Approach - *Haydee Ojeda-Fournier, MD*
- 7:45** High Quality, Dynamic Contrast-Enhanced MRI of the Prostate: How I Do It - *Aytekin Oto, MD*
- 8:15** Panel Discussion and Q&A
- 8:30 pm** End of Symposium

Presented by:  **Northwest Imaging Forums, Inc.**

Supported by an unrestricted educational grant from **Bracco Diagnostics**



LIFE FROM INSIDE