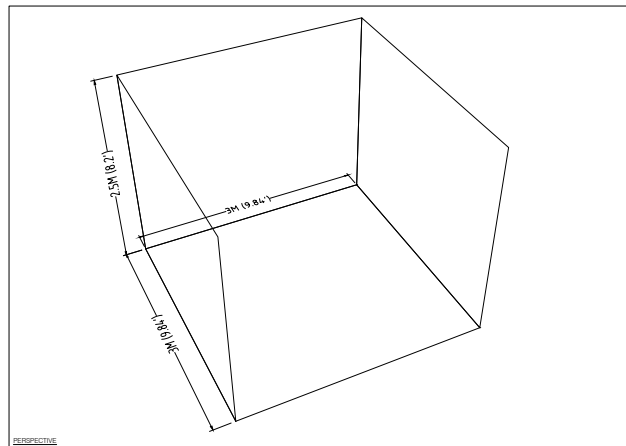




## BOOTH OPTIONS THAT MEET YOUR EXHIBITION NEEDS

### In-Line Booths

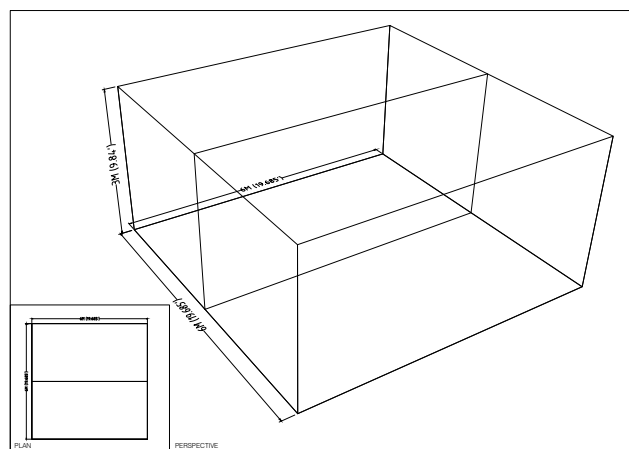
An In-line Booth is one or more standard booth units in a straight line and is enclosed on three sides with the opening to the aisle. Booths at the ends of each aisle (corner booths) will be open on two sides. The standard booth size is 3 metres x 3 metres (10' x 10'). The maximum height for all booth contents is 2.5 metres (8'). Each booth will be built using a hard wall system comprised of aluminum metal structure with white PVC insert panels.



In-Line Booth

### Peninsula Booths

Peninsula Booths are 6 metres x 3 metres (20' x 10') and have aisles on three sides. Except for the back wall, no other solid wall areas are allowed on the external boundaries of the booth. The maximum height of the back wall facing the neighboring booth is 3 metres (10'). All components of the booth must be placed below this height. Any booth above 2.5 metres (8') in height must be finished on the back up to 3 metres (10'). No structure is provided for peninsula booths, and exhibitors must provide their own back walls.



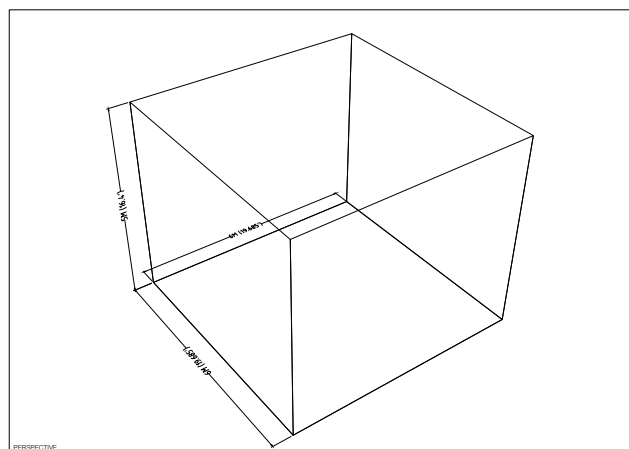
Peninsula Booth

### Island Booths

An Island Booth is any space exposed to the aisles on all four sides. All island booths (regardless of size) should allow 20% visibility on all sides. Examples:

- 6 metre x 6 metre (20' x 20') Island: each side of the booth must have visibility for a minimum of 1.22 metres (4').
- 9 metre x 12 metre (30' x 40') Island: each 9-metre (30') side of the booth must have visibility for a minimum of 1.83 metres (6').

Each 12-metre (40') side of the booth must have visibility for a minimum of 2.44 metres (8'). No full solid walls are allowed on the external boundaries (aisles) of the booth space. Exhibitors may use clear acrylic or similar material to create a wall that will allow for line of sight from one booth to the next. The maximum height for any Island Booth space is 5 metres (16') based on written approval from an ISMRM representative or Patti McDowell/Freeman.



Island Booth

Note:

- Any booth larger than 6 metres x 3 metres (10' x 20') in size must provide detailed, scaled drawings with dimensions.
- All exhibitors must provide suitable floor covering for their entire exhibit space.