

Instructions for using the NEW SMRT Online Educational System

NOTE: If you are experiencing difficulties logging in, we recommend using the Google Chrome browser.

Logon to: <http://www.ismrm.org/smrt/smrted/> with your SMRT LOGIN

Login: Your Member Number




Password: Your Last Name (case-sensitive) (no hyphens, punctuation or spaces)

1. If this is the first time you are logging in, please choose your ROLE. (Physician, Technologist, Scientist)

■■■■■■■■■■ please select a role. This role will dictate the type of credits you will be awarded upon course completion.

Role

International Society for Magnetic Resonance in Medicine
2030 Addison Street, 7th Floor
Berkeley, CA 94704 USA
Tel: +1 510-841-1899
Fax: +1 510-841-2340
Email Us

CONNECT WITH ISMRM:
  
© 2013 ISMRM. All Rights Reserved

2. Choose "Catalog" tab.

ismrm | My Account | Help | Sign Off

Welcome **Catalog** myLearning Events

Quick Links

****Evaluation Instructions****
2013 Workshop on Diffusion as a Probe of Neural Tissue Microstructure
2014 SCMR-ISMIRM Jointly Sponsored Workshop on Accelerated CMR

Online activities (see "Catalog" above)

[SMRT Home Studies](#) - Including the 2013 Videos Home Studies - are now available to SMRT members under the "Catalog" tab.
[ISMIRM Online Learning](#) modules will be launching soon. Check back often!


Welcome

Welcome to the new ISMRM Education Dashboard!

Evaluate the recent Annual Meeting and Workshops under the "Events" tab above.

[Click here to review the Evaluation Instructions](#)

More online education coming soon. Check back often!

My Courses 

[View All My Courses](#)

Recommended

Vol. 6, No. 1A History & Future of MR Forum
Vol. 11, No. 1 'Update: Musculoskeletal MRI'
Vol. 6, No. 1B History & Future of MR Forum
Vol. 6, No. 2A Cardiovascular MR Forum
Vol. 6, No. 5A Musculoskeletal MR Forum

Featured

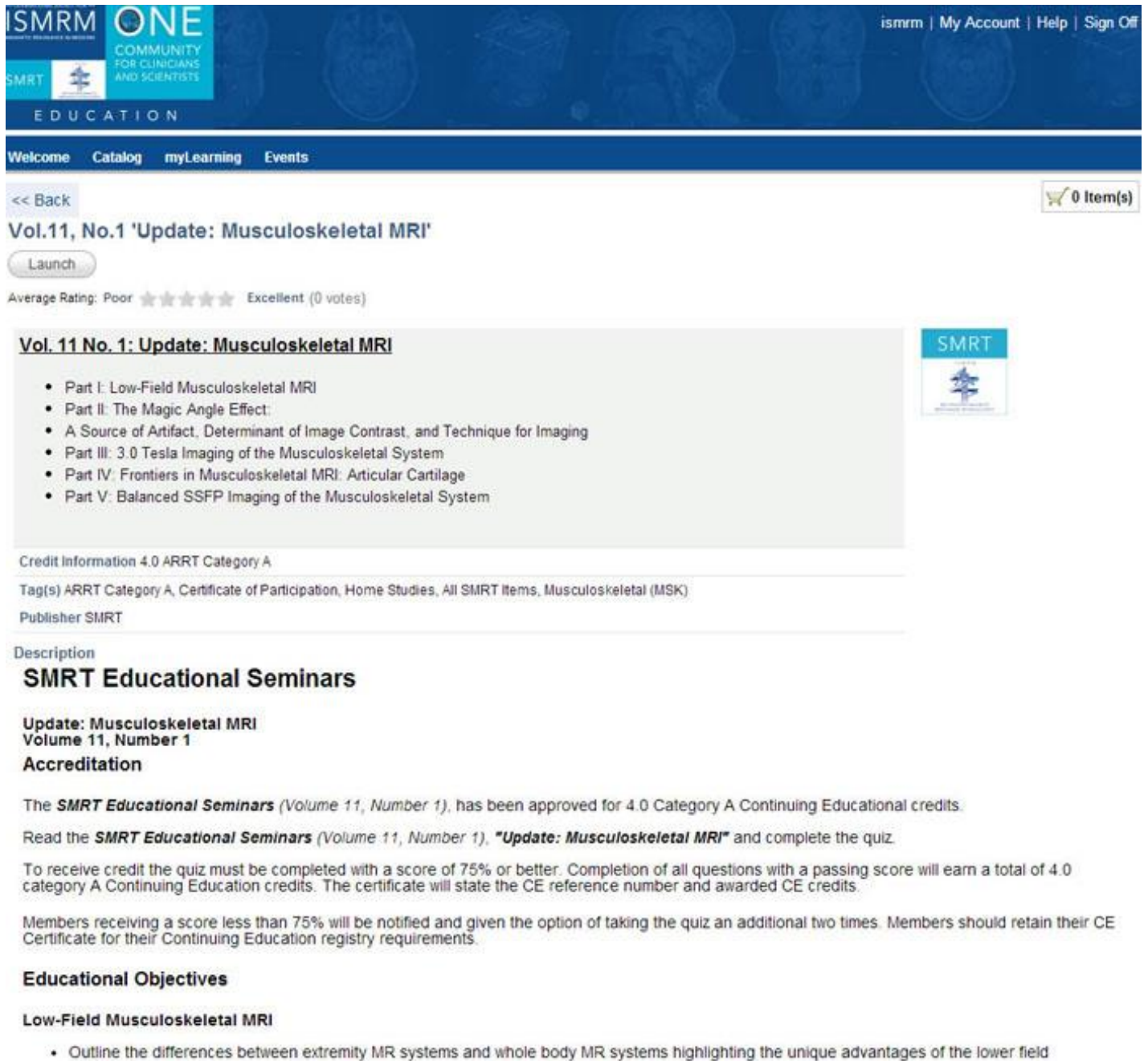
3. Select the test you would like to take.

DO NOT TAKE ANY TESTS FOR WHICH YOU HAVE PREVIOUSLY RECEIVED CREDIT.

The screenshot shows the SMRM ONE Education website interface. At the top, there is a navigation bar with 'Welcome', 'Catalog', 'myLearning', and 'Events'. Below this is a search bar with 'Refine Search' and a 'Sort By' dropdown set to 'Name'. A shopping cart icon shows '0 Item(s)'. On the left, there are filter panels for 'CE Type', 'Content', 'ISMRM', and 'SMRT'. The main content area displays 'Results 1 - 10 of 42' and a table of educational seminars.

Format	Title	Credit(s)
1	Vol.11, No.1 'Update: Musculoskeletal MRI' SMRT Educational Seminars ★★★★★ (0 votes) View Details Launch	4.0 ARRT Category A
2	Vol.11, No.2 'Contrast Media in MRI Examinations' SMRT Educational Seminars ★★★★★ (0 votes) View Details Launch	2.5 ARRT Category A
3	Vol.11, No.4 'MR Imaging of the Abdomen' SMRT Educational Seminars ★★★★★ (0 votes) View Details Launch	3.0 ARRT Category A
4	Vol.12, No.1 'Contrast-Enhanced Musculoskeletal MR Imaging' SMRT Educational Seminars ★★★★★ (0 votes) View Details Launch	3.0 ARRT Category A
5	Vol.12, No.2 'Neuro MRI: Principles and Protocols' SMRT Educational Seminars ★★★★★ (0 votes) View Details Launch	3.0 ARRT Category A
6	Vol.12, No.3 'MR Imaging of the Spine' SMRT Educational Seminars ★★★★★ (0 votes) View Details Launch	2.0 ARRT Category A
7	Vol.12, No.4 'MR Imaging of the Liver' SMRT Educational Seminars ★★★★★ (0 votes) View Details Launch	3.0 ARRT Category A
8	Vol.13, No.1 'MR Imaging Sequences: Gradient-Recalled Echo (GRE)' SMRT Educational Seminars	3.0 ARRT Category

4. After selecting the test you will see this screen: Click “LAUNCH” button.



ismrm | My Account | Help | Sign Off

SMRM ONE COMMUNITY FOR CLINICIANS AND SCIENTISTS

EDUCATION

Welcome Catalog myLearning Events

<< Back 0 Item(s)

Vol.11, No.1 'Update: Musculoskeletal MRI'

Launch

Average Rating: Poor ★★★★★ Excellent (0 votes)

Vol. 11 No. 1: Update: Musculoskeletal MRI

- Part I: Low-Field Musculoskeletal MRI
- Part II: The Magic Angle Effect:
- A Source of Artifact, Determinant of Image Contrast, and Technique for Imaging
- Part III: 3.0 Tesla Imaging of the Musculoskeletal System
- Part IV: Frontiers in Musculoskeletal MRI: Articular Cartilage
- Part V: Balanced SSFP Imaging of the Musculoskeletal System

Credit Information 4.0 ARRT Category A

Tag(s) ARRT Category A, Certificate of Participation, Home Studies, All SMRT Items, Musculoskeletal (MSK)

Publisher SMRT

Description

SMRT Educational Seminars

Update: Musculoskeletal MRI
Volume 11, Number 1

Accreditation

The **SMRT Educational Seminars** (Volume 11, Number 1), has been approved for 4.0 Category A Continuing Educational credits.

Read the **SMRT Educational Seminars** (Volume 11, Number 1), **"Update: Musculoskeletal MRI"** and complete the quiz.

To receive credit the quiz must be completed with a score of 75% or better. Completion of all questions with a passing score will earn a total of 4.0 category A Continuing Education credits. The certificate will state the CE reference number and awarded CE credits.

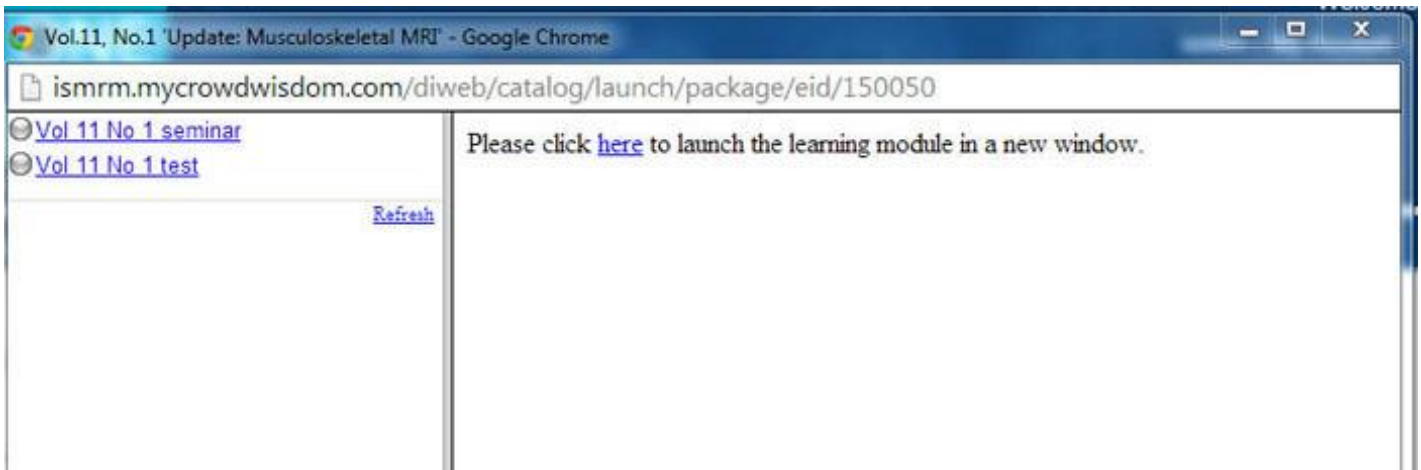
Members receiving a score less than 75% will be notified and given the option of taking the quiz an additional two times. Members should retain their CE Certificate for their Continuing Education registry requirements.

Educational Objectives

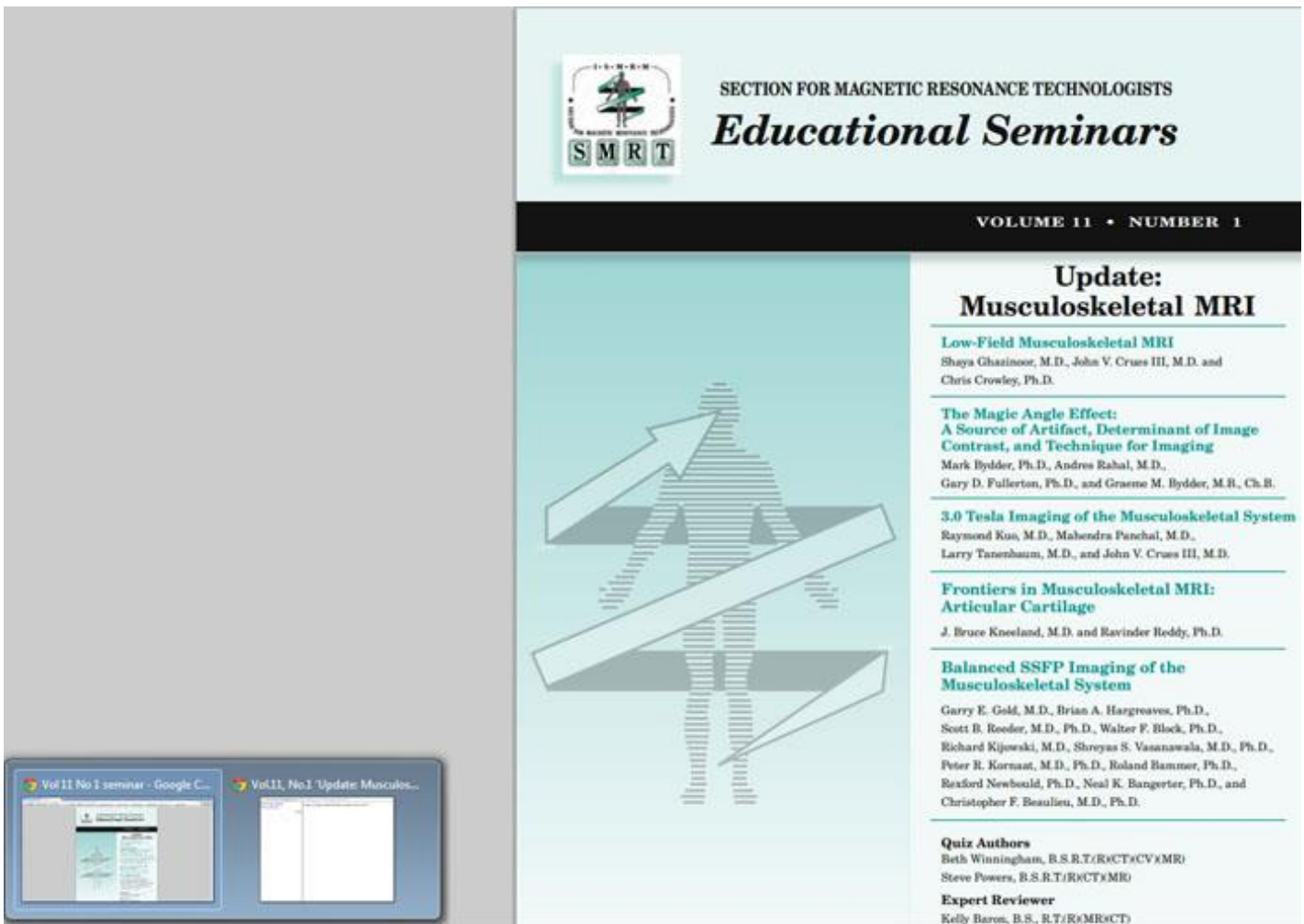
Low-Field Musculoskeletal MRI

- Outline the differences between extremity MR systems and whole body MR systems highlighting the unique advantages of the lower field

5. Click on “Seminar” or “Video” (if applicable) to launch the educational material.



6. The educational material should open in a new window. Please navigate back to the window above to access the second link to the test.



7. After opening the test, please complete the test. The test will be automatically scored. If completed with a passing score you will be able to automatically download your certificate.